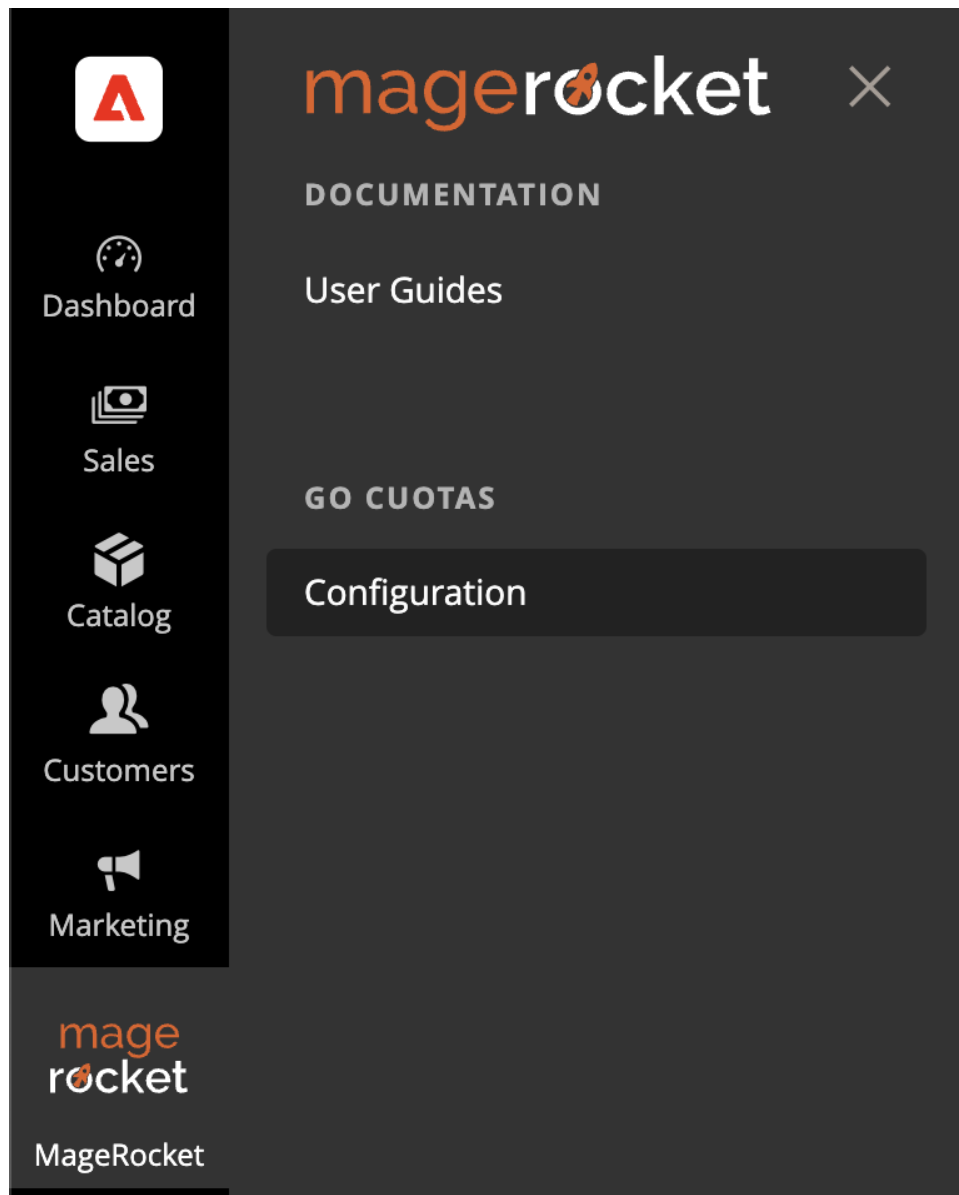


Configurations

1) Position yourself over the **MageRocket** icon, click, and then click on Settings.



In case the menu doesn't appear, you can access it from **Stores > Configuration > Sales > Payment Methods**.

2) Now we need to find the **Go Cuotas** payment method and click on **Configure**.



Go Cuotas (by [MageRocket](#))

Vende con **Go Cuotas** en cuotas con DÉBITO

Configure

3) Once the button is clicked, all available configurations will be displayed.

The first thing we need to do is configure the **Credentials, Payment Method** (Redirect or Modal) and **Environment** (Testing or Production).

Enabled [store view]	Yes	▼
Integration Mode [store view]	Production	▼
Payment Title [store view]	Go Cuotas	
Payment Description [store view]	hasta 4 cuotas con tu tarjeta de débito	
Payment Method [store view]	Modal	▼ ?
	IMPORTANT: On mobile devices, Modal mode will behave like Redirect mode.	
Checkout Position [store view]	0	
	Payment method position	

- **Enable:** Determines if the payment method is available.
- **Integration Mode:** Determines if the module operates in Testing or Production mode.
- **Payment Description:** Allows you to modify the description that the customer will see at checkout.
- **Payment Method:** Modal or Redirection. Determines whether a modal will open to complete the payment or if the customer will be redirected to the Go Cuotas site to make the payment.

- **Checkout Position:** Allows defining the position of the payment method in the checkout.

Credentials Configuration

Production Credentials

Email <small>[store view]</small>	<input type="password" value="....."/>
Password <small>[store view]</small>	<input type="password" value="....."/>

Sandbox Credentials

Email <small>[store view]</small>	<input type="password" value="....."/>
Password <small>[store view]</small>	<input type="password" value="....."/>



- **Production Credentials / Sandbox Credentials:** You must fill in the **Email** and **Password** provided by **Go Cuotas**.

Remember that each environment has its own credentials.

Order Configuration

From here, you can configure the states for orders with **Approved Payment** and **Payments Rejected** or **Canceled by the User**.

Orders Configuration

Status for Approved Orders <small>[website]</small>	<input type="text" value="Processing"/>	
Status for Rejected Orders <small>[website]</small>	<input type="text" value="Canceled"/>	

- **Status for Approved Orders:** It will display all states associated with the **Status Processing**. Default Value: **Processing**.
- **Status for Rejected Orders:** It will display all states associated with the **Status Canceled**. Default Value: **Canceled**

Cron Configuration (GoCuotas v1.0.4)

Starting from **version 1.0.4**, it is now possible to customize the waiting time before Magento automatically cancels an order due to non-payment.

The waiting time can be configured **starting from a minimum of 30 minutes** (default value). If you decide to increase this time, it must always be expressed in minutes.

⌵ Cron Configuration

Order Cancellation Timeout <small>[website]</small>	<input type="text" value="30"/>	?
--	---------------------------------	---

ATTENTION: Determines the timeout before an order is canceled due to lack of payment. The default is 30 minutes, but you can increase this limit. Remember, this is subject to the time set by GoCuotas. The time must be expressed in minutes"

Refunds Configuration

This section allows you to enable **Refunds** and configure the maximum number of days within which a refund can be generated.

⌵ Refunds Configuration

Enable Refunds <small>[website]</small>	<input type="text" value="Yes"/>
Maximum amount of days until refund is not accepted <small>[website]</small>	<input type="text" value="30"/>

It must be a number between 1 and 30

- **Enable Refunds:** Allows enabling/disabling Returns.
- **Maximum amount of days until refund is not accepted:** After the configured number of days, it will not be possible to refund the payment.

IT IS POSSIBLE TO MAKE A SINGLE TOTAL OR PARTIAL REFUND.

Widgets Configuration

From here, you will be able to **enable/disable** and customize the **Widget** displayed on the **Product Page**. If you need to modify the text of the widget and maintain the installment number and amounts, you should use **%1** and **%2** respectively wherever you want to display them.

⏪ Widgets Configuration

Widget Installments
[store view]

Yes



Add a Widget below the Add to Cart button with the price of the product in X interest-free installments

Widget Message
[store view]

Hasta %1 cuotas SIN interés de %2 con



Message to display in the widget

Number of Interest-Free Installments
[store view]

3

Number of maximum interest-free installments

Checkout Configuration

From here, you can modify options for the **Payment Method** at checkout.

⏪ Checkout Configuration

Modal Instructions
[store view]

Se abrirá un modal para que puedas realizar el pago.

Message with instructions once the payment method has been selected.

Redirect Instructions
[store view]

Serás redirigido al sitio de Go Cuotas para completar el pago.

Message with instructions once the payment method has been selected.

Show Banner in Checkout
[store view]

Yes

Enables displaying or hiding the banner shown alongside the Payment Method

Checkout Banner
[store view]

Seleccionar archivo Sin archivos seleccionados

- **Show Banner in Checkout:** Show/Hide banner.
- **Customize Banner:** Allows replacing the banner with a custom one.
- **Modal Instructions:** Modify the message the customer sees when paying with the Modal method.
- **Redirect Instructions:** Message the customer sees when paying with the Redirect method.

Others Configurations

Here you will find rare configurations

⏪ Others Configurations

Debug Mode
[store view]

Yes

Allows extended logs

Secret
[global]

.....

DO NOT CHANGE: Used to authenticate Go Cuotas responses. If you change it, the pending payments will be **CANCELED**

REGENERATE SECRET

WARNING: This action is irreversible

- **Debug Mode:** Allows you to activate/deactivate extended reports.
- **Secret:** Unique signature to authenticate **Go Cuotas** notifications.

Go Cuotas v1.0.3

- **REGENERATE SECRET:** Allows you to regenerate the Secret

Under no circumstances should the Secret be modified. Doing so will result in the cancellation of pending orders.

Revisión #14
Creado 26 diciembre 2023 20:11:32 por MageRocket
Actualizado 24 noviembre 2024 18:23:25 por MageRocket